



Sustaining Practice Change

**What does it take to prevent
organizational relapse?**

Diane Powers, MBA, MA

University of Washington AIMS Center

Conflicts of Interest

No conflicts to report

Translation & Implementation

Translation

Efficacy to Effectiveness

Implementation

Fidelity vs. Flexibility

Glasgow, et al. "Why don't we see more translation of health promotion research to practice? Rethinking the Efficacy-to-Effectiveness transition" 2003 *Am J Public Health*; 93(8): 1261-1267.

Cohen, et al. "Fidelity versus flexibility: translating evidence-based research into practice" *Am J Prev Med* 2008; 35(5):5381-5389.

Maintenance vs. Sustainment

RE-AIM

Reach

Effectiveness

Adoption

Implementation

Maintenance

Dynamic Sustainability Framework (DSF)

Institutionalization

Responsive to local context

- Institutional
- Cultural
- Ecological System

Continuous quality improvement (CGI)

Stakeholder engagement

Depression Treatment

No Treatment



Primary Care

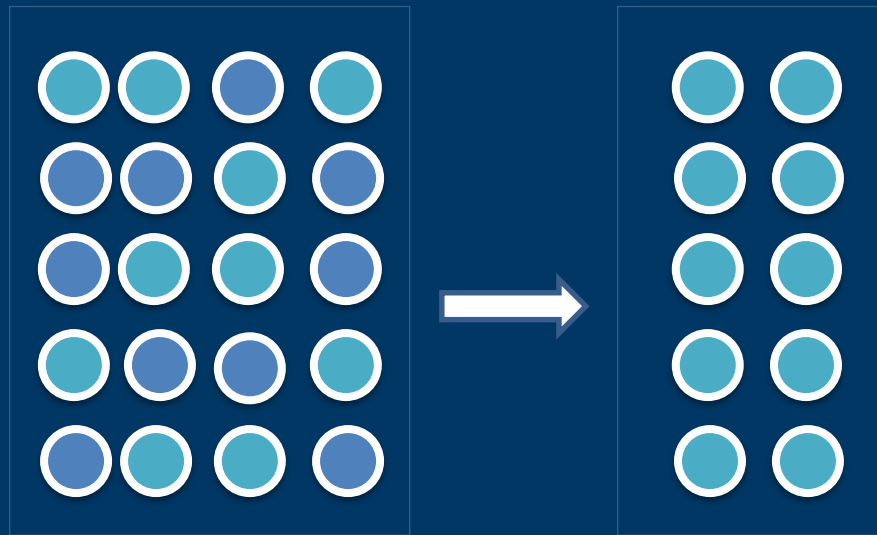


Mental Health

Wang, et al. "Twelve month use of mental health services in the United States: results form the National Comorbidity Survey Replication. *Arch Gen Psychiatry* 2005; 62(6):629-650.

Why Not Just Refer?

Half don't go




Mean # of visits = 2

Grembowski, et al. "Managed care, access to mental health specialists, and outcomes among primary care patients with depressive symptoms" *J Gen Intern Med*, 2002 Apr;17(4):258-69.

Simon, et al. "Early dropout from psychotherapy for depression with group- and network-model therapists" *Adm Policy Ment Health*, 2012 Nov; 39(6):440-447.

Access to Depression Treatment



**Nearly 10% of
primary care visits
are depression
related**

“We couldn’t get a psychiatrist, but perhaps you’d like to talk about your skin. Dr. Perry here is a dermatologist.”

Quality of Depression Treatment



... only 20% improve
in primary care after
12 months of
treatment

"Of course you feel great. These things are loaded with antidepressants."

Collaborative Care



IMPACT

1,801 older adults with depression

- 8 health systems in 5 states
- 18 clinics
- Fee-for-service
- Staff model HMO
- VA clinic

Randomized Controlled Trial

- Collaborative Care for 12 months
- Usual Care

Evidence-based Treatments

Individualized treatment plan includes
one or both

Medications

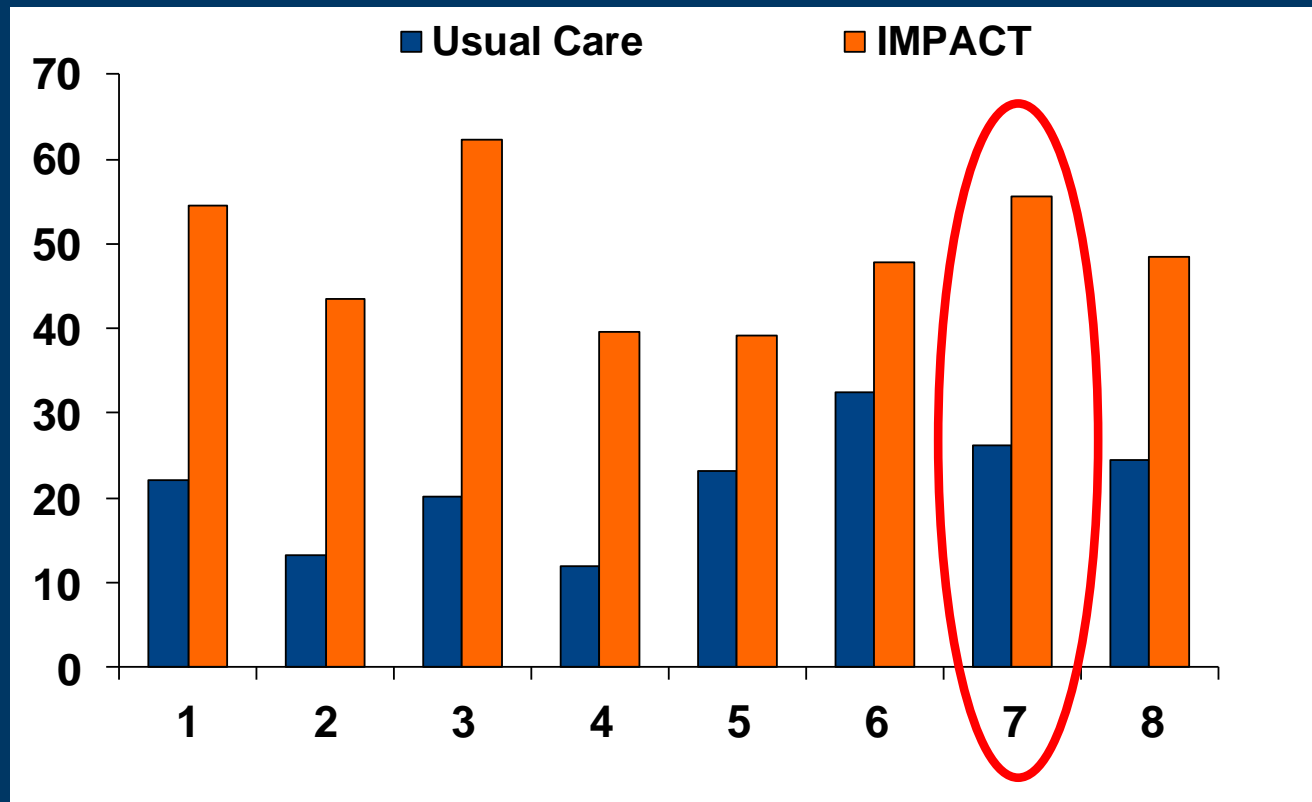
- Consultant helps PCPs expand capacity

Psychotherapy

- Modalities appropriate for primary care
 - Brief
 - Structured
 - Strong evidence

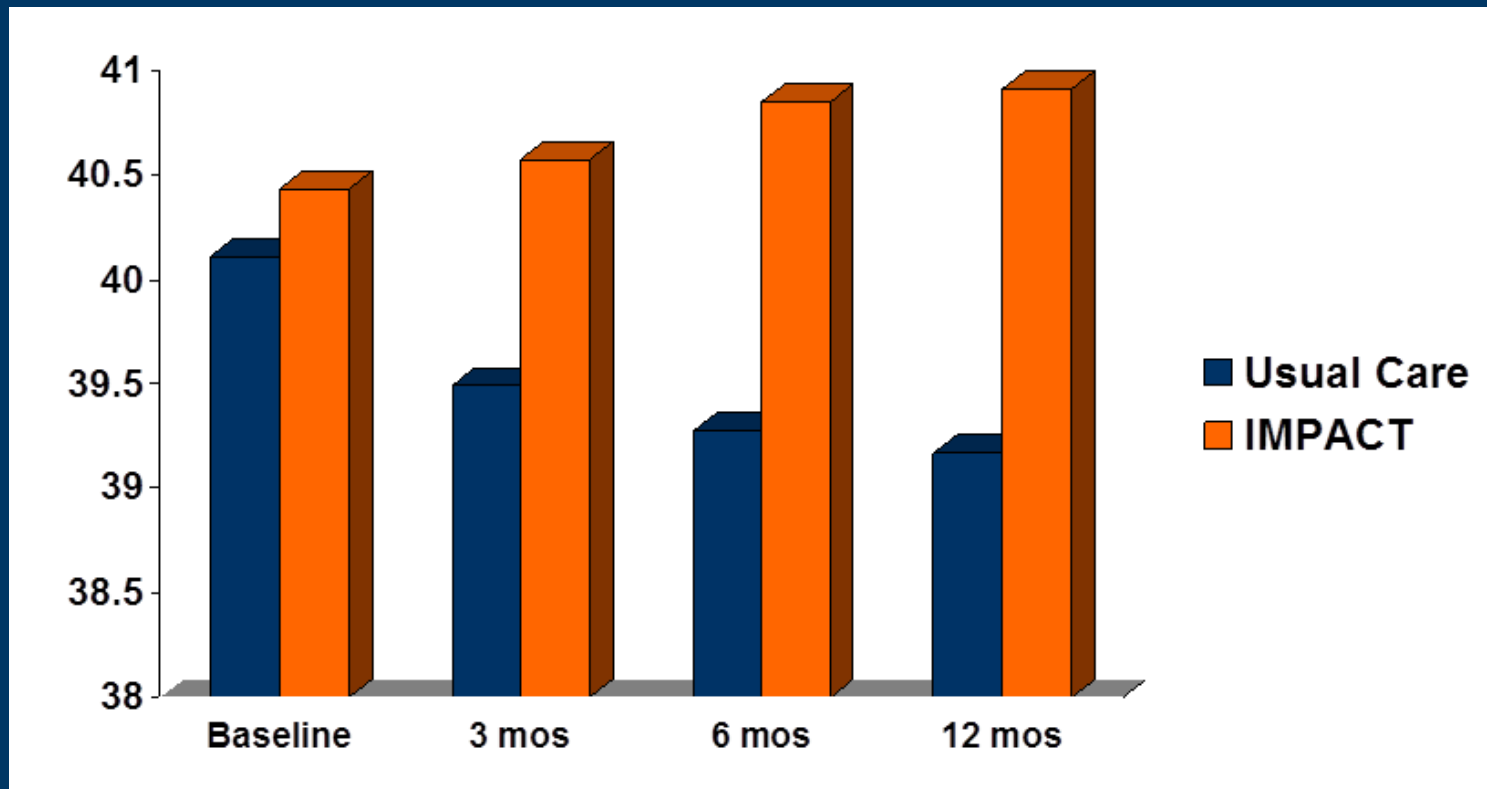
Twice as Effective

50% or greater improvement in depression at 12 months



Improved Physical Function

SF-12 Physical Function Component Score



Other Outcomes

- Less physical pain
- Higher quality of life
- Provider satisfaction
- Patient satisfaction
- Cost effective

\$6.50 : \$1

Levine, et al. "Physicians' satisfaction with a collaborative disease management program for late-life depression in primary care" *Gen Hosp Psychiatry* 2005;27(6):383-391.

Unützer et al. "Long-term cost effects of collaborative care for late-life depression. *Am J Manag Care*, 2008; 14(2):95-100.

Older Adults in Community Health Centers

Population	Mean baseline PHQ-9 depression score	Follow-up (%)	Mean number of primary care contacts	% with psychiatric consultation	% with significant clinical improvement (PHQ-9 reduced 50% or more)
Older Adults at baseline (2008) N = 124	15 / 27	63 %	3	18 %	24 %
Older Adults in 2012 N = 568	15 / 27	86%	8	69 %	51 %

Collaborative Care Evidence

Over 100 research trials worldwide

- Depression, anxiety, PTSD
- Substance use, ADHD, bipolar 2
- Racial / ethnic minority
- Rural, low-income
- Low- and middle-income countries

Archer J, et al. "Collaborative care for depression and anxiety problems. *Cochrane Database of Systematic Reviews* 2012; 10:CD006525.

Bower P, et al. "Collaborative care for depression in primary care" *British J of Psychiatry* 2006; 189:484-493.

Key Principles



Population-Based Care



Measurement-Based Treatment to Target



Patient-Centered Collaboration



Evidence-Based Care



Accountable Care

Taking Effective Models to Scale



AIMS Center

University of
Washington


Training /
Tools

Practice
Facilitation

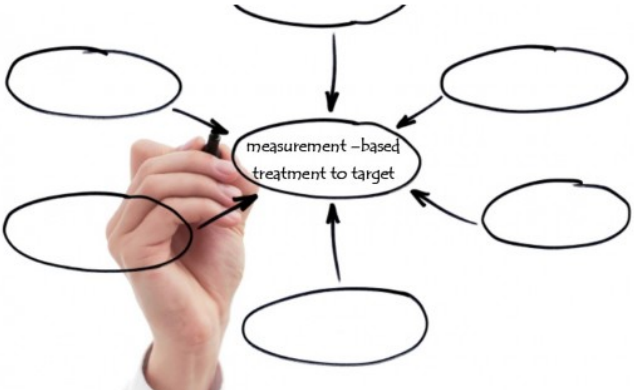
Evaluation /
Research

AIMS CENTER
Advancing Integrated
Mental Health Solutions

W UNIVERSITY OF WASHINGTON, PSYCHIATRY & BEHAVIORAL SCIENCES
DIVISION OF POPULATION HEALTH

 **IMPACT**

[WHO WE ARE](#) [WHAT WE DO](#) [COLLABORATIVE CARE](#)



NEWS AND UPDATES
[Blended treatment for depression, heart failure improves...](#)
[AIMS Registry Office Hours](#)
In order to support the AIMS Caseload Tracker, CMTS, and Patient Tracking...
[Video: Telepsychiatry Brings Help to Rural Areas](#)
Dr. Anna Ratzliff of AIMS explains the benefits of telepsychiatry for rural...

[Study at Montefiore Health System finds patients in sites using CoCM experienced a significant reduction in depression symptoms compared with patients in sites using colocation](#) < >

DANIEL'S STORY
Learn about integrated care through the eyes of Daniel, a patient whose care team changed his life. >

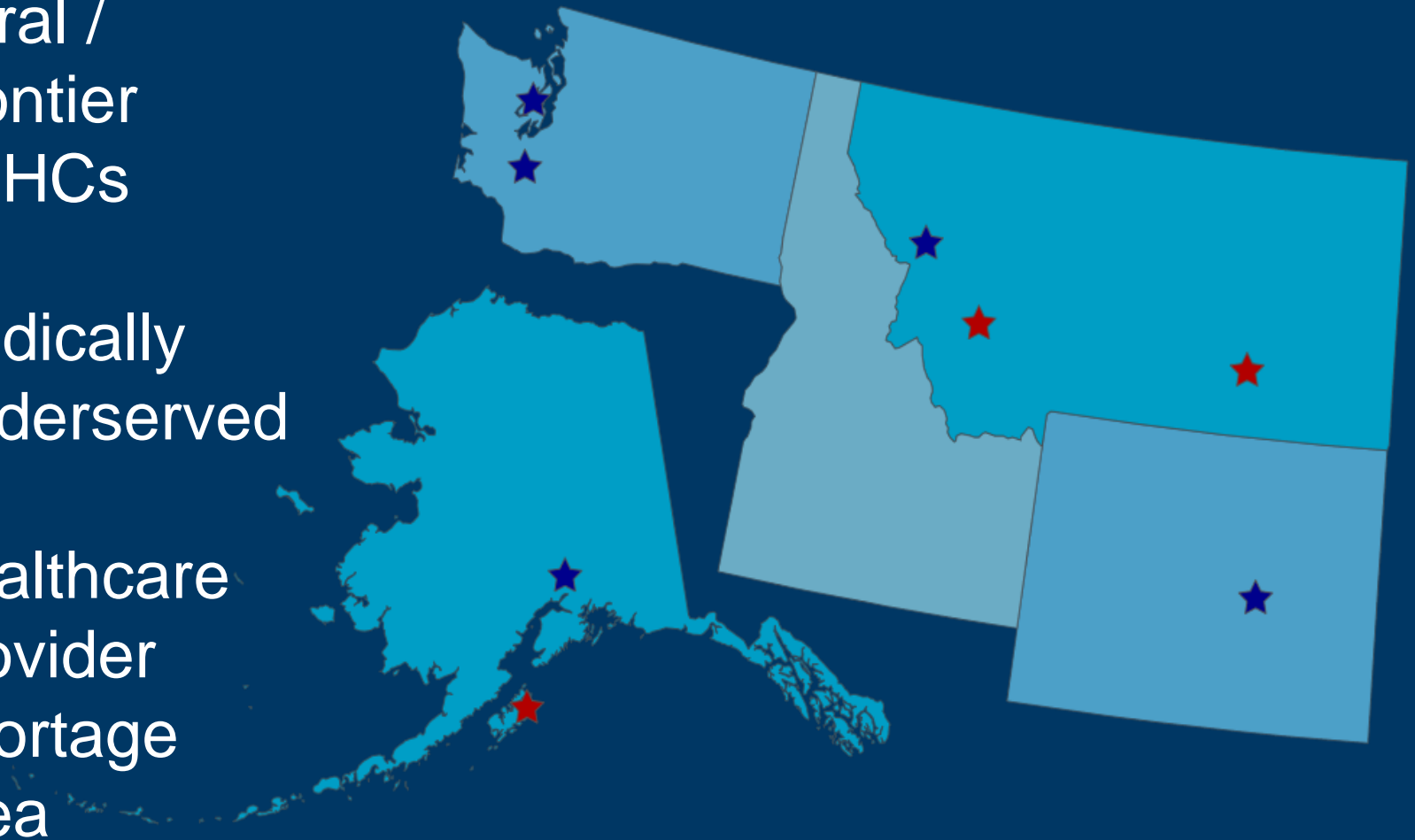
IMPLEMENTATION GUIDE
Learn how to implement collaborative care, a specific type of integrated care developed at the University of Washington. >

FREE RESOURCES
Looking for something? Search for resources, tools, videos, research and more related to behavioral health integration. >

NONE OF US IS AS SMART AS ALL OF US
The University of Washington's AIMS Center develops, tests, and helps implement collaborative care and bi-directional integration strategies. We provide implementation support, coaching, research collaborations, education, and workforce development. Please visit [Our Services](#) for more information.
[Contact Us](#)
[Privacy](#) | [Terms](#) | [Log In](#)
Copyright © 2019 University of Washington.

Improving Depression Treatment Access and Quality

- Rural /
Frontier
FQHCs
- Medically
Underserved
- Healthcare
Provider
Shortage
Area



Implementation Process



Roadmap for Implementation

1. Lay the Foundation

Ensure clinic staff watch “Introduction to IMPACT” and “Creating the Collaborative Care Team” webinars (or receive key messages from each webinar).

Understand the five principles of Collaborative Care and how they apply to your organization

Create a vision for IMPACT at your organization with input from key stakeholders

2. Plan For Clinical Practice Change

Schedule pre-launch calls with AIMS Center

Complete Team Building Worksheets and create Action Plan

Create Clinical Workflow chart

Send Action Plan and Clinical Workflow to AIMS Center

Complete CMTS registry license and identify account manager

3. Train Your Clinical Team

Identify who will attend Sept 27-28, 2014 training in Seattle

Complete online registration for attendees

Reserve lodging and make other travel arrangements for attendees

Schedule webinar and/or live Q&A for PCPs unable to attend Seattle training

Ensure clinical staff offering psychotherapy as a treatment complete PST (Problem-Solving Treatment) certification following in-person training

4. Launch Your Care

Select a specific date for launch and communicate this widely to all clinic staff

Ensure all administrative details are in place prior to launch

Begin monitoring implementation process and clinical outcomes

5. Ongoing Maintenance

Block time on care manager(s) & clinical supervisor calendars for bi-monthly case call with all SIF sites

Block program leadership and care manager calendars for monthly implementation technical assistance call

Monitor schedule of bi-monthly topic webinars & block time for participation on calendars of relevant clinic staff

Block psychiatric consultant calendar for quarterly call (all SIF psychiatric consultants and AIMS)

Monitor implementation process and clinical outcomes

Pre-Launch Technical Assistance

Patient-Centered Integrated Behavioral Health Care Principles & Tasks

AIMS CENTER
Advancing Integrated Mental Health Solutions

About This Tool

This checklist was developed in consultation with a group of national experts (<http://bit.ly/IMHC-experts>) in integrated behavioral health care with support from The John A. Hartford Foundation, The Robert Wood Johnson Foundation, Agency for Healthcare Research and Quality, and California HealthCare Foundation. For more information, visit: http://bit.ly/IMHC_principles.

The core principles of effective integrated behavioral health care include a patient-centered care team providing evidence-based treatments for a defined population of patients using a measurement-based treat-to-target approach.

Principles of Care

1. Patient-Centered Care

Primary care and behavioral health providers collaborate effectively using shared care plans.

2. Population-Based Care

Care team shares a defined group of patients tracked in a registry. Practices track and reach out to patients who are not improving and mental health specialists provide caseload-focused consultation, not just ad-hoc advice.

3. Measurement-Based Treatment to Target

Each patient's treatment plan clearly articulates personal goals and clinical outcomes that are routinely measured. Treatments are adjusted if patients are not improving as expected.

4. Evidence-Based Care

Patients are offered treatments for which there is credible research evidence to support their efficacy in treating the target condition.

5. Accountable Care

Providers are accountable and reimbursed for quality care and outcomes.

We apply this principle in the care of
None Some Most/All
of our patients

None	Some	Most/All
<input type="checkbox"/>	<input type="checkbox"/>	<input type="checkbox"/>
<input type="checkbox"/>	<input type="checkbox"/>	<input type="checkbox"/>
<input type="checkbox"/>	<input type="checkbox"/>	<input type="checkbox"/>
<input type="checkbox"/>	<input type="checkbox"/>	<input type="checkbox"/>
<input type="checkbox"/>	<input type="checkbox"/>	<input type="checkbox"/>

AIMS CENTER
UNIVERSITY of WASHINGTON
Psychiatry & Behavioral Sciences

Step 1: Individual Visions

Each member of the team creates a vision of his/her ideal future by answering the following:

- Why do we want to implement Collaborative Care? (possible motivating factors include improved health outcomes, increased patient satisfaction, increased provider satisfaction, increased employer/purchaser demand, improved performance indicators, financial incentives for quality care, cost savings, etc.)
- How does Collaborative Care complement our overall mission?
- How likely will Collaborative Care succeed in improving the health of our patients?
- What are my biggest hopes for implementing Collaborative Care?

Step 2: Vision Statement for Collaborative Care

Team members share their answers, raising discrepancies as questions and keeping the discussion open until there is final agreement. Work together to create a compelling vision statement that captures the essence of what your team is trying to accomplish. Remember, vision statements say where an organization wants to be and provides the inspiration for daily operations. Get creative! Maybe a visual shows your vision best.

Step 3: Operationalize the Vision

A subset of the team thinks about how to put the shared vision into practice, attempting to be as specific as possible. The following questions can guide you:

- What is the scope of our Collaborative Care program (number of sites, practices, providers, patients)?
- Which conditions do we want to treat?
- What target populations do we want to serve? (age, gender, languages, special needs, insurance benefits)
- What evidence-based psychotherapies are we going to practice?
- What services will we offer? What services can we refer patients to?
- How will we know if Collaborative Care is working? What should we measure?
- How will Collaborative Care feed into our existing quality improvement efforts?
- What strengths do we have to facilitate Collaborative Care? What challenges do we

Pre-Launch Training

Web-based Didactics

Module 1: Introduction to Collaborative Care (25 minutes)

Description: The rationale and evidence base for integrated behavioral health in primary care; the Care team structure; Key principles of effective Collaborative Care.

[Presentation](#)

[Slide Handout](#)

Module 2: Key Collaborative Care Tasks (23 minutes)

Description: The team tasks of Collaborative Care; Identifying and engaging patients, assessment, initiation of treatment, follow-up and tracking outcomes, relapse prevention.

[Presentation](#)

[Slide Handout](#)

Required Evaluation training materials are on the [Evaluation](#) page.

Additional role-specific materials

Module 3: The Care Manager Role (39 minutes)

Audience: Primarily the care manager(s), but the content is relevant to the entire clinical team. The care manager role may be filled by a behavioral health provider, nurse or similar professional. At some sites care manager responsibilities are shared with a community health specialist, medical assistant or similar person. This presentation is designed for everyone who will have responsibility for some or all of the care management responsibilities.

Description: The care manager role and tasks; team communication; patient engagement, treatment and outcome tracking.

[Presentation](#)

[Slide Handout](#)

Description: The short videos below each demonstrate different care management activities.

[Initial Visit \(09:19\)](#)

[Patient Education \(17:44\)](#)

[Behavioral Activation \(05:22\)](#)

[Treatment Monitoring \(05:06\)](#)

[Antidepressant Education \(03:56\)](#)

Module 4: The PCP Role (23 minutes)

Audience: Primarily for Primary Care Providers (PCPs), but the content is relevant to the entire clinical team.

Description: Identifying and engaging patients, prescribing medications, support from the care manager and psychiatric consultant support, depression treatment options.

[Presentation](#)

[Slide Handout](#)

Module 5: The Psychiatric Consultant Role (22 minutes)



Implementation Support Tools



The screenshot displays the AIMS Center website. The top navigation bar includes links to Home, Collaborative Care, Tools & Resources (highlighted in red), Screening & Measurement, Clinical Resources, Planning Resources, CMTS Registry, Training & Support, Grants Management, and Evaluation. Below this, a 'Learn More' section lists links to the Social Innovation Fund, Corporation for National & Community Service, John A. Hartford Foundation, and AIMS Center. The main content area features a 'Tools & Resources' header with a background image of a pen writing on a form. Under this header, there are sections for Clinical Resources, Team Communication, Patient Identification, and Patient Engagement, each with a brief description and links to relevant documents. The bottom of the page shows the logos for the Corporation for National & Community Service and the John A. Hartford Foundation, along with the AIMS Center logo.

Tools & Resources

Clinical Resources

Collaborative Care requires each of the clinicians and the primary care clinic as an organization to change the way they practice. We provide some tools here to help facilitate this practice change.

Team Communication

One of the biggest challenges with Collaborative Care is blending the primary care and behavioral health cultures. Primary care culture is typically fast-paced, immediate, action-oriented, measurement-focused and reactive. Behavioral health culture is typically slower and more in-depth, narrative-based, takes the longer view, and values stories over measurements. It can be challenging for clinicians from these two traditions to work together effectively. Below is a tool to help communicate with PCPs about Collaborative Care. We also provide tools to facilitate communication among clinical team members.

[PCP Collaborative Care Handout](#)
[Team Communications Handout](#)
[PCP Discussion Template](#)
[Psychiatric Consultation Template](#)

Patient Identification

In-office screening is often effective in identifying enough patients to build a full caseload for your care manager(s). However, most clinics have patients suffering from depression who do not come in for care so cannot be screened. Some clinics find it useful to send a letter that can help identify these patients and prompt them to reach out for care. Below is a link to an example template. The AIMS Center can help you make a plan about how to best use this tool.

[Example Patient Screening Letter](#)

Patient Engagement

It can be helpful to have a flyer that describes the team, including the patient's role as an active member of the treatment team. If the PHQ-9 is included on the flyer the patient can use

- Screening & Measurement
- Team Communication
- Patient Identification & Engagement
- Relapse Prevention
- Behavioral Activation
- Supporting Medication Therapy

Web-based Registry

Patient ▾ Caseload ▾ Program ▾ Tools ▾ Logout

Search Patient :

CURRENT PATIENTS

FLAGS	MHITS ID	POPULATION	ENROLLMENT DATE	STATUS	CLINICAL ASSESSMENT			# OF SESSIONS	WKS IN TX	LAST FOLLOW UP CONTACT				
					DATE	PHQ -9	GAD -7			DATE	PHQ -9	DEP IMPR	GAD -7	ANX IMPR
	000279	U	7/24/2012	L1	7/24/2012			2	32	7/24/2012	17	⊕		
	000258	F	6/18/2012	L1	3/18/2012	9		2	50	5/18/2012	17	⊕		
	000114	G	10/18/2010	L2R	1/18/2011	6		6	111	8/27/2012	17*	⊕		
	000156	S	1/25/2012	L1	11/25/2011		18	5	66	4/17/2012	17	⊕	14*	⊕
	000245	V	6/14/2012	L1	7/15/2012			2	33	7/23/2012	14	⊕		
	000127	UV	5/1/2012	L1	6/14/2012	12	12	5	37	1/9/2013	13*	⊕	10	⊕
	000218	G	4/3/2012	L1	4/6/2012			4	47	5/15/2012	12	⊕		
	000142	O	1/12/2012	L1	1/12/2012			2	59	2/27/2012	12	⊕		
	000277	U	6/8/2012	L1	6/8/2012	9		2	38	6/30/2012	10	⊕		
	000210	T	3/27/2012	L1	1/1/2012	25	19	9	61	6/13/2012	9	⊕	6	⊕
	000216	U	12/30/2011	L1	11/29/2011	27		9	66	11/28/2012	9	⊕		
	000288	V	8/28/2012	L1C	8/16/2012	14		12	28	11/29/2012	6*	⊕		
	000232	V	11/16/2011	L1	3/1/2012	25	21	6	52	10/15/2012	5*	⊕	2*	⊕
	000231	U	12/6/2011	L2G	1/10/2012	24	20	7	60	5/9/2012	5	⊕	5	⊕
	000227	UP	4/3/2012	L1	5/18/2012			1	41					

Post-Launch Training

► Diagnosis

Differential Diagnosis & Clinical Communication

53:18

[Recording](#)
[Slide Handout](#)

5/14/14 – Anna Ratzliff

► Difficult Patients

Working with Difficult Patients

54:58

[Recording](#)
[Slide Handout](#)

7/8/15 – Rita Haverkamp

The Difficult Patient Case Call

1:28:57

[Recording available](#)
[upon request](#)

10/12/15 – Rita Haverkamp

► Distress Tolerance

Distress Tolerance Case Call

1:21:06

[Recording available](#)
[upon request](#)
[Slide Handout](#)
[Case Presentation Form](#)

10/14/15 – Anna Ratzliff

► Engagement

Patient Engagement Case Call


1:24:59


[Recording available](#)

12/10/14 – Kari Stephens,

Topics delivered
according to
developmental stage
of implementation

Relapse Prevention - Patient

**Relapse Prevention Plan**

**AIMS CENTER**
UNIVERSITY of WASHINGTON
Psychiatry & Behavioral Sciences

Date: _____

Purpose: Depression can occur multiple times during a person's lifetime. The purpose of a relapse prevention plan is to help you understand your own personal warning signs. These warning signs are specific to each person and can help you identify when depression may be starting to return so you can get help sooner – before the symptoms get bad. The other purpose of a relapse prevention plan is to help remind you what has worked for you to feel better. Both of these put YOU in charge!

Instructions: 1. Fill out this form with your care manager. 2. Put it where you'll come across it on a regular basis. 3. Use the PHQ-9 on the back to self-assess yourself. 4. If you see signs of returning depression, use your prevention plan.

Maintenance medications

1. _____	; _____ tablet(s) of _____ mg	Take at least until _____
2. _____	; _____ tablet(s) of _____ mg	Take at least until _____
3. _____	; _____ tablet(s) of _____ mg	Take at least until _____
4. _____	; _____ tablet(s) of _____ mg	Take at least until _____

Call your primary care provider or your care manager with any questions (see contact information below).

Other treatments

1. _____
2. _____
3. _____

Personal warning signs

1. _____
2. _____
3. _____
4. _____


Things that help me feel better

1. _____
2. _____
3. _____
4. _____

If symptoms return, contact: _____

Primary Care Provider: _____ Phone: _____ Email: _____
Care Manager: _____ Phone: _____ Email: _____

Next appointment: Date: _____ Time: _____

©2013 University of Washington • AIMS CENTER • <http://u.washington.edu/aims>

- Personal Warning Signs
- Treatments
- Self-management
- Action Plan

Post-Launch Coaching

Social Innovation Fund
IMPACT Expansion in the Rural West

Implementation Overview: 12/29/2016

SITE	Care Mgr FTE	Care Mgr Type	Total Patients Treated	Active Caseload Goal Minimum ¹	Active Caseload ²	Contact >2 months	Active Caseload: % of Minimum	% >24 Weeks ³	% Contacts w/ PHQ-9 ⁴	5+ Point Decrease	50%+ Decrease After at Least 10 Weeks	Psychiatric Consultation ⁵
								Goal = <20%	Goal = ≥80%	Goal = ≥50%	Goal = ≥40%	Goal= ≥75% of active patients
	1.5	All-in-one	669	75	69	5	92%	22%	94%	64%	54%	81%
	1	Shared	410	90	21	13	23%	12%	99%	62%	67%	9%
	2.25	Shared	1439	203	160	21	79%	32%	70%	51%	54%	53%
	1.8*	All-in-one	787	90	97	0	108%	19%	97%	51%	54%	76%
	1.6*	All-in-one	537	80	79	1	99%	27%	86%	48%	45%	93%
			3842	538	426							
	1	All-in-one	171	50	40	1	80%	12%	83%	71%	92%	63%
	1	All-in-one	259	50	30	4	60%	26%	57%	38%	73%	71%
	1.25	Shared	463	113	75	7	67%	16%	84%	42%	55%	93%
		893	213	145								
TOTAL			4735	750	571							

Stepped implementation support

Monitor

- Patient-level clinical outcomes
- Clinic-level processes of care

Course corrections

Tailored support

- 1:1 phone / web
- Onsite intensive

Goal = independent sustainability

Demographics

		n	%
Gender			
	Women	3556	68%
	Men	1711	32%
Age			
	<18	120	2%
	18 to 34	2264	43%
	35 to 54	1991	38%
	55 to 74	965	18%
	75+	52	1%
Race			
	American Indian / Alaska Native	440	8%
	Asian	37	1%
	African American	71	1%
	Pacific Islander	32	1%
	White	4391	83%
	Hispanic	130	2%
	Other/Unknown	291	5%

Depression Outcomes

	Mean	95% CI	Standard Deviation
Depression severity (range 0-27)			
PHQ-9 at baseline	16.1	15.9, 16.2	5.7
PHQ-9 at last measurement	10.9	10.8, 11.1	7.2
Change from baseline to last	5.1 ^{a,b}	4.9, 5.3	6.7
Suicidal ideation (range 0-3)			
Baseline	0.59	0.57, 0.62	0.90
Last measurement	0.35	0.33, 0.37	0.73
Change from baseline to last	0.25 ^{a,b}	0.22, 0.27	0.77

^a $P < 0.0001$

^b Paired t-test

Organizational Relapse Prevention

Cohort 1

- 5 clinics
- 4 moved into sustainment

Support phase = 2.5 years

- Typically 12-18 months

Sustainment phase = 12 months

Relapse Prevention

Patient

Pre-Treatment

- Vision
(shared decision making)
- Treatment Goals

Organization

Pre-Launch

- Vision
(stakeholders)
- Goals

Relapse Prevention

Patient

Treatment phase

- Measurement-based treatment-to-target
- Treatment changes to meet goal(s)
- Relapse prevention plan

Organization

Support phase

- Measurement
- Adjustments
- Relapse prevention plan

Relapse Prevention

Patient

Maintenance phase

- Periodic measurement
- Action plan

Organization

Sustainment phase

- Periodic measurement
- Action plan

Method

Internal facilitation

- Group webinar
- 1 coaching session per clinic
- Coach available for consultation

Plan development

- 2 months

Presentation

- Coaches, peers
- Accountability

Dynamic Sustainability Framework (DSF)

Institutionalization

Responsive to local context

- Institutional
- Cultural
- Ecological System

Continuous quality improvement (CGI)

Stakeholder engagement

DSF - Institutionalization

Prior to Collaborative Care implementation

- Vision
- Roles
- Prior implementation experience

Internal facilitation

- Internal capacity

DSF - Responsive to Context

Institution

- Fidelity to clinical outcomes
- Processes of care = diagnostic
- Workforce considerations; training

Culture

- Fish camp
- American Indian / Alaska Native

Ecological systems

- Financing, policy changes
- Population characteristics

DSF Institution – Outcomes

Clinical Outcomes / Benchmarks

- Response (> 40%)
- Remission (> 25%)

Processes of Care

- Follow-up within first 4 weeks
- Case consultation with psychiatric expert

Bao Y, **et al.** "Unpacking collaborative depression care: Examining two essential tasks for implementation" *Psych Svcs* 2016; 67:418–424

Bower P, et al. "Collaborative care for depression in primary care" *British J of Psychiatry* 2006; 189:484-493.

DSF Institution - Workforce

Care Manager Role

- Shared by licensed and paraprofessional

Psychiatric Consultant

- Psychiatric nurse practitioner
- Shared by clinics

DSF Culture

Rural

- Fierce independence
- Self-reliance
- Stigma

American Indian / Alaska Native

- Stoicism
- Beliefs, healing interventions

Fortney et al. "The association between rural residence and the use, type, and quality of depression care." *J Rural Health* 2010;26:205-213.

National Advisory Committee on Rural Health and Human Services. "The 2005 report to the secretary: rural health and human service issues."

DSF Ecological Context

Financing

- Staffing
- Productivity
- Workflow Optimization
- Direct Revenue
- Indirect Revenue
- Contracting
- Coding/Denials

DSF - Continuous Quality Improvement

Measurements

- Identify / adapt (congruent with vision)
- Benchmarks
- Warning signs

Process

- Leader(s)
- Frequency
- Updates

Problem-Solving

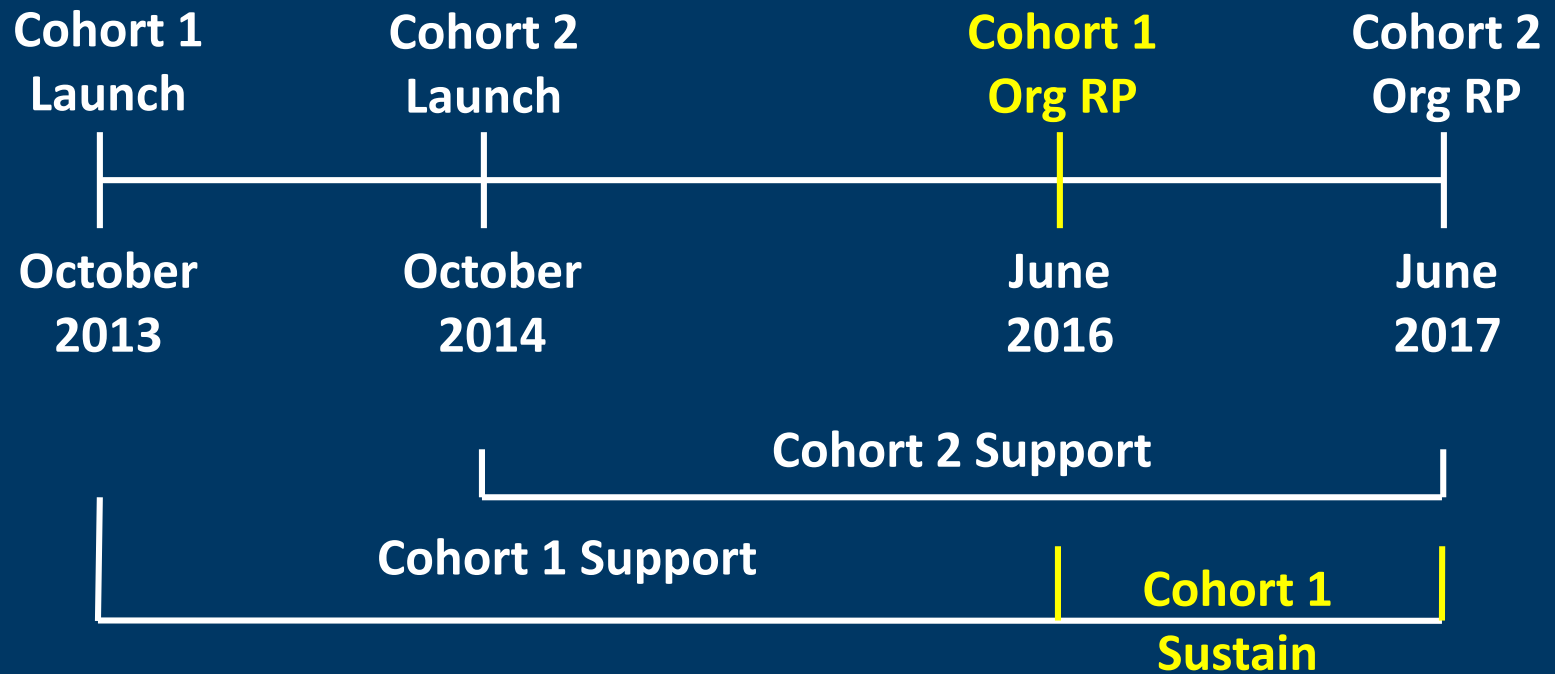
- Rapid testing / learning (PDSA)

DSF - Stakeholder Engagement

Accountability

- Patients
- Providers
- Payers
- Community partners
- Peers

Timeline



Sustainment Outcomes

		Support n= 3033	Sustain n= 882	pvalue
Total Number of Follow-ups	0	449 (14.8)	223 (25.3)	<0.001
First Follow-up within 31 days	Yes	2826 (93.2)	803 (91.0)	0.032
Treatment Duration , months	mean (SD)	2.9 (3.7)	1.8 (2.3)	<0.001
Remission	Yes	738 (24.3)	141 (16.0)	<0.001
Response	Yes	1,505 (49.6)	356 (40.4)	<0.001

Sustainment Outcomes

		Support n= 3033	Sustain n= 882	pvalue
Total Number of Follow-ups	0	449 (14.8)	223 (25.3)	<0.001
First Follow-up within 31 days	Yes	2826 (93.2)	803 (91.0)	0.032
Treatment Duration , months	mean (SD)	2.9 (3.7)	1.8 (2.3)	<0.001
Remission	Yes	738 (24.3)	141 (16.0)	<0.001
Response	Yes	1,505 (49.6)	356 (40.4)	<0.001

Sustainment Outcomes

		Support n= 3033	Sustain n= 882	pvalue
Total Number of Follow-ups	0	449 (14.8)	223 (25.3)	<0.001
First Follow-up within 31 days	Yes	2826 (93.2)	803 (91.0)	0.032
Treatment Duration , months	mean (SD)	2.9 (3.7)	1.8 (2.3)	<0.001
Remission	Yes	738 (24.3)	141 (16.0)	<0.001
Response	Yes	1,505 (49.6)	356 (40.4)	<0.001

Remission = PHQ-9 score under 5

Response = $\geq 50\%$ reduction in PHQ-9 score

Sustainment Outcomes

		Support n= 3033	Sustain n= 882	pvalue
Total Number of Follow-ups	0	449 (14.8)	223 (25.3)	<0.001
First Follow-up within 31 days	Yes	2826 (93.2)	803 (91.0)	0.032
Treatment Duration , months	mean (SD)	2.9 (3.7)	1.8 (2.3)	<0.001
Remission	Yes	738 (24.3)	141 (16.0)	<0.001
Response	Yes	1,505 (49.6)	356 (40.4)	<0.001

Remission = PHQ-9 score under 5


Response = $\geq 50\%$ reduction in PHQ-9 score

Qualitative Data

“It really opened up discussions to accountability... [but] that’s going to be a slow change.”

“It’s a fluid process and a constant paying attention to different areas....you get one going well then you need to go back and look at another”

“Getting our more traditional care managers out of that traditional counseling role is ongoing.”



"I'm afraid you've had a paradigm shift."

Acknowledgements

Collaborators

Jürgen Unützer, MD, MA, MPH – Principal Investigator

Rita Haverkamp, MSN – Implementation Coach

Joan Russo, PhD – Senior Analyst

Rob Arao, MPH – Data Manager, Analyst

Public Funder

Corporation for National and Community Service

Social Innovation Fund

Private / Philanthropic Funders

John A. Hartford Foundation

Margaret A. Cargill Foundation

Helmsley Charitable Trust

Rasmussen Foundation

Lewis County Commissioners